

EMMBROS

putting life on the fast track, responsibly

Price Catalogue
W.e.f. 01 February 2021

Life is a race...



Go for it with
CONFIDENCE

EMMBROS

"Success comes in proportion
to one's **CONFIDENCE...**"

Emmbros is trusted worldwide as a reliable source to engineer products that provide optimum performance; the credit indeed goes to the confidence in its abilities. Established in 1991 as a quality-driven automotive axle shafts manufacturer, Emmbros has made its mark as one-stop solution for differential parts. With a vision to set a benchmark for advanced technologies in the automotive industry, Emmbros started its operations with extensive infrastructure, expert and dedicated team coupled with willingness to handle challenging projects. Emmbros has a dedicated off site research & design facility and an integrated production facility near Chandigarh, located 150 miles north of New Delhi, India.



Our Prestigious OEM Customers



WHAT IS WHERE

| SR. NO. | DETAILS | PAGE NO. |
|----------------|----------------|-----------------|
|----------------|----------------|-----------------|

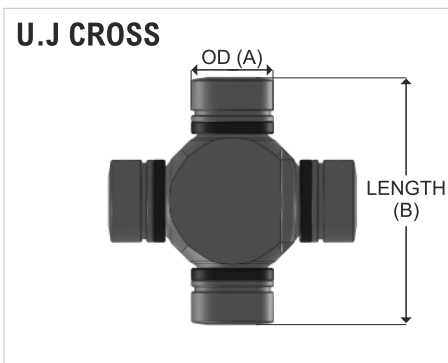
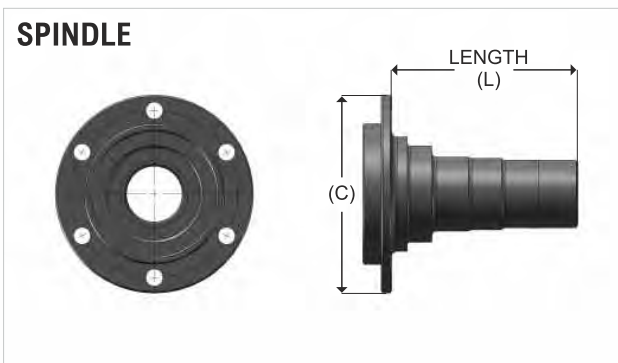
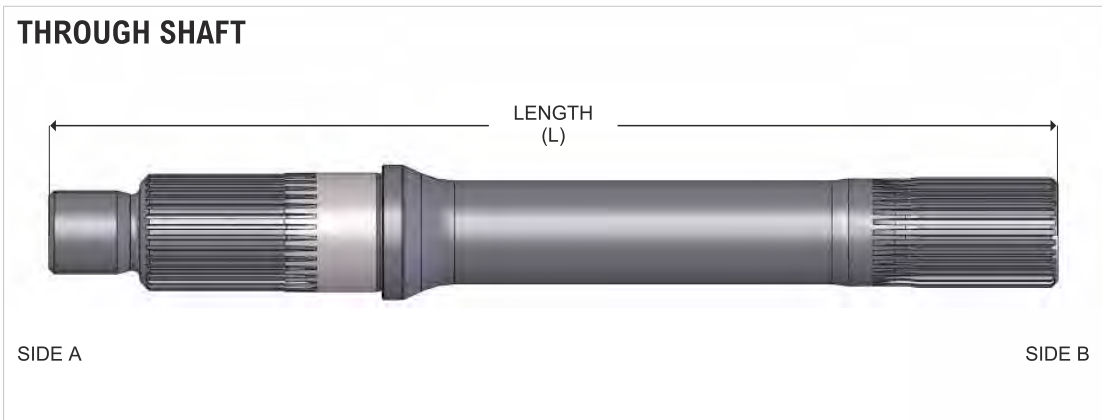
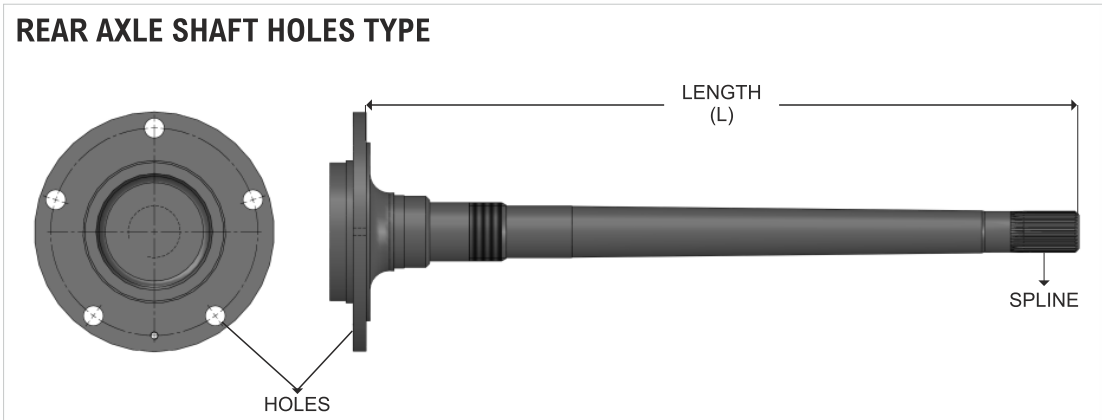
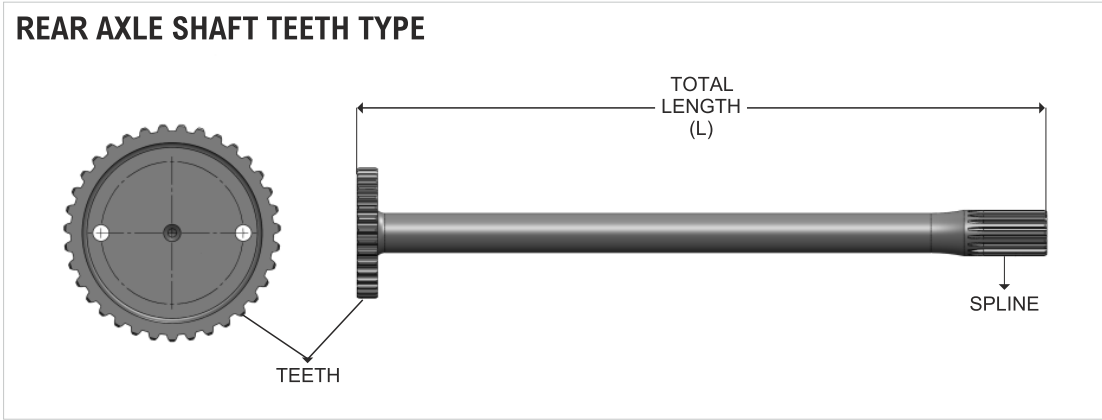
4 TECHNICAL DETAILS**5 TO 10 REAR AXLE SHAFTS**

| | | |
|---|--|----|
| 1 | HCV - TATA | 5 |
| 2 | LEYLAND / BHARAT BENZ / TATA - LCV | 6 |
| 3 | EICHER / TATA / LEYLAND - MUV | 7 |
| 4 | MAHINDRA JEEP / TOYOTA QUALIS / SWARAJ MAZDA | 8 |
| 5 | TRACTORS | 9 |
| 6 | DRIVE SHAFT / PTO SHAFTS / LAY SHAFTS / ROCK SHAFTS / PTO ROTAVATOR | 10 |








11 & 13 U.J CROSS

| | | |
|---|--|----|
| 1 | TATA | 11 |
| 2 | TATA/LEYLAND/MAHINDRA/CANTER/JCB/ROTAVATOR/HARVESTOR | 12 |
| 3 | THROUGH SHAFT / ASSEMBLY / TORSION BARS / DIFFRENTIAL CASE | 13 |

TECHNICAL DETAIL










REAR AXLE SHAFT - HEAVY COMMERCIAL VEHICLES - TATA

| NEW PART NO. | BAAN PART NO. | O.E. PART NO. | APPLICATION | NO. OF SPLINES | TEETH (T) | | | TOTAL LENGTH (L) | | M.R.P (INR) |
|--------------|---------------|----------------|---|---|---|---|---|---|---|-------------|
| | | | | | NOS | HOLE SIZE | BOLT SIZE | INCH | MM | |
| | | |  |  |  |  |  |  |  | |
| 911-101 | RAS0001 | 2574 3570 7901 | TATA 1210/1210 D (65 MODEL) | 38 | 35 T | | | 38" | 974 | 2875 |
| 911-102 | RAS0002 | 2574 3570 7904 | TATA 1210 MODIFIED (85 MODEL) | 38 | 44 T | | | 39" | 1002 | 3295 |
| 911-103 | RAS0003 | 2575 3570 7902 | TATA 1312 | 40 | 42 T | | | 39" | 1000 | 3450 |
| 911-104 | RAS0016 | 2730 3570 7901 | TATA-1109 (TURBO) | 38 | 35 T | | | 37" | 947 | 2860 |
| 911-121 | RAS0004 | 2276 3570 7905 | TATA 2515/2416 | 37 | 44 T | | | 40" | 1020 | 5295 |
| 911-122 | RAS0005 | 2668 3570 7901 | TATA-2515 (EX) | 37 | 38T | | | 41" | 1043 | 5350 |
| 911-123 | RAS0006 | 2725 3570 7903 | TATA HYWA (SHORT) | 41 | 38T | | | 39" | 985 | 5650 |
| 911-124 | RAS0007 | 2725 3570 7904 | TATA HYWA (LONG) | 41 | 38T | | | 43" | 1092 | 5975 |
| 911-125 | RAS0008 | 5810 3570 7901 | TATA-2518/1616 (SHORT) | 37 | 38T | | | 38" | 970 | 5295 |
| 911-126 | RAS0009 | 5810 3570 7902 | TATA-2518/1616 (LONG) | 37 | 38T | | | 44" | 1115 | 5475 |
| 911-127 | RAS0090 | 5810 3570 7904 | TATA 2518/1616 | 37 | 38T | | | 46" | 1160 | 5795 |
| 911-136 | RAS0095 | 5810-3570-7903 | TATA 2518/1616 | 37 | 38T | | | 40" | 1020 | 5295 |
| 911-137 | RAS0098 | 2726-3570-7902 | TATA PRIMA/ SIGNA/ 3718 | 37 | 38T | | | 41.5" | 1045 | 5795 |
| 911-138 | RAS0099 | 2726-3570-7903 | TATA PRIMA/ SIGNA/ 3718 | 37 | 38T | | | 43" | 1092 | 5845 |
| 911-139 | RAS0100 | 2726-3570-7912 | TATA PRIMA/ SIGNA/ 3718 | 37 | 38T | | | | | 5895 |
| 911-128 | RAS0091 | 2726-3570-7913 | TATA PRIMA/ SIGNA/ 3718 | 24 | 38T | | | 45" | 971 | 5825 |
| 911-129 | RAS0092 | 2725-3570-7914 | TATA 2518/3118 (LONG) | 24 | 38T | | | 40" | 1014 | 5825 |
| 911-130 | RAS0093 | 2725-3570-7915 | TATA 2518/3118 (SHORT) | 24 | 38T | | | 43" | 1100 | 5825 |
| 911-131 | RAS0094 | 2725-3570-7916 | TATA 2518/3118 (LONG) | 24 | 38T | | | 45" | 1145 | 5825 |



REAR AXLE SHAFT - HEAVY COMMERCIAL VEHICLES - LEYLAND

| NEW PART NO. | BAAN PART NO. | O.E. PART NO. | APPLICATION | NO. OF SPLINES | TEETH (T) | | | TOTAL LENGTH (L) | | M.R.P (INR) |
|--------------|---------------|---------------------------|---|---|---|---|---|---|---|-------------|
| | | | | | NOS | HOLE SIZE | BOLT SIZE | INCH | MM | |
| | | |  |  |  |  |  |  |  | |
| 911-201 | RAS0019 | F3330511 | LEYLAND COMET | 16 | 8 H | 16.75 | 21 No | 39" | 991 | 3725 |
| 911-202 | RAS0020 | F3338611 | LEYLAND SUPER COMET | 16 | 8 H | 16.75 | 21 No | 41" | 1038 | 3725 |
| 911-203 | RAS0021 | FT 000111 P 4900133 | LEYLAND-1613 (DANA SPICER) | 36 | 8+2H | 16.75 | 21 No | 41" | 1038 | 3895 |
| 911-221 | RAS0071 | FT 000211 P4900233 | LEYLAND DANA SPICER | 41 | 8+2H | 16.75 | 21 No | 42" | 1059 | 6825 |
| 911-222 | RAS0072 | 3345611 3202-A-C001 | LEYLAND TUSKER MERITOR TYPE | 24 | 8+2H | 16.75 | 21 No | 41" | 1031 | 7025 |
| 911-223 | RAS0073 | 34303333 3200-C-C071 | LEYLAND TUSKER MERITOR 12 MTS BUS | 44 | 8+2H | 16.75 | 21 No | 41" | 1031 | 7025 |
| 911-224 | RAS0074 | 3202-J-C165 | LEYLAND STAG | 37 | 8+2H | 18X11.50T | 18 No | 35" | 886 | 4225 |
| 911-225 | RAS0075 | 3202-C-SG-007 | LEYLAND E-COMET (MERITOR TYPE) | 34 | 8+2H | 18X11.50T | 18 No | 39" | 973 | 4275 |
| 911-226 | RAS0076 | P4900933 | LEYLAND E-COMET (SPICER TYPE) | 36 | 8+2H | 16.75 | 21 No | 39" | 990 | 4550 |
| 911-227 | RAS0077 | 3202-TC-098 | UTRUCK (MERITOR TYPE) | 46 | 8+2H | 16.50 | | 41" | 1025 | 7595 |
| 911-228 | RAS0078 | 3202-AC-0228 P 4306833 | UTRUCK (MERITOR TYPE) | 46 | 8+2H | 16.50 | | 42" | 1050 | 7595 |
| 911-229 | RAS0079 | 993703 | UTRUCK (SPICER TYPE) | 36 | 8+2H | 16.50 | | 41" | 1025 | 6950 |








REAR AXLE SHAFT - BHARAT BENZ

| | | | | | | | | | | |
|---------|---------|----------------|---------------|----|-----|------|--|-----|------|------|
| 911-301 | RAS0131 | BZ 40035 71801 | DOUBLE SPLINE | 46 | 8 H | 16.4 | | 39" | 975 | 7595 |
| 911-302 | RAS0132 | BZ 40035 71801 | SINGLE SPLINE | 46 | 8 H | 16.4 | | 41" | 1040 | 7295 |

REAR AXLE SHAFT - LIGHT COMMERCIAL VEHICLES - TATA M/LCV

| | | | | | | | | | | |
|---------|---------|----------------|-----------------------------------|----|-------|-------|-------|-----|-----|------|
| 912-101 | RAS0010 | 2651 3570 7901 | TATA 407 | 23 | 6H | 10.30 | 17 No | 35" | 899 | 1895 |
| 912-102 | RAS0012 | --- | TATA 407 MODIFIED | 23 | 35 T | | | 36" | 912 | 2650 |
| 912-103 | RAS0014 | 2665 3570 7902 | TATA 407 (M16 STUD) (SINGLE TYRE) | 23 | 6H | 16.25 | 24 No | 35" | 895 | 2860 |
| 912-104 | RAS0015 | 2733 3570 7902 | TATA-407 (M16 STUD) (TWIN TYRE) | 23 | 6 H | 16.25 | 24 No | 34" | 867 | 2860 |
| 912-105 | RAS0011 | 2661 3570 7901 | TATA 608 | 31 | 8 H | 12.30 | 19 No | 34" | 874 | 2050 |
| 912-106 | RAS0013 | --- | TATA 608 MODIFIED | 31 | 35+1H | | | 35" | 884 | 2650 |
| 912-107 | RAS0017 | 2661 3570 7902 | TATA-709 (TURBO) | 31 | 8 H | 16.25 | 24 No | 35" | 893 | 2595 |
| 912-108 | RAS0018 | 2661 3570 7903 | TATA-909 (TURBO) | 31 | 8 H | 16.25 | 24 No | 36" | 914 | 2625 |
| 912-109 | RAS0119 | 5817 3570 7901 | TATA-909 BS3 (BIG FLANGE) | 35 | 8 H | 16.25 | 24 No | 36" | 914 | 4675 |
| 912-110 | RAS0120 | 5817 3570 7909 | TATA-909 Bs3 (BIG FLANGE) | 35 | 8 H | 16.23 | 24 No | 36" | | 4725 |







REAR AXLE SHAFT - LIGHT/HEAVY COMMERCIAL VEHICLES - EICHER

| NEW PART NO. | BAAN PART NO. | O.E. PART NO. | APPLICATION | NO. OF SPLINES | TEETH (T) | | | TOTAL LENGTH (L) | | M.R.P |
|--------------|---------------|--------------------------|---|---|--|---|---|---|---|-------|
| | | | | | NOS | HOLE SIZE | BOLT SIZE | INCH | MM | (INR) |
| | | |  |  |  |  |  |  |  | |
| 912-401 | RAS0022 | IA 200158 | EICHER CANTER | 18 | 8+2 H | 12.30 | 14 No | 31" | 799 | 2350 |
| 912-402 | RAS0023 | --- | EICHER CANTER (MODIFIED) | 18 | 35 T | | | 32" | 810 | 2350 |
| 912-403 | RAS0024 | IA 209961 | EICHER CANTER (10.95) | 18 | 8+2 H | 12.30 | 14 No | 33" | 848 | 2695 |
| 912-404 | RAS0052 | IA 202856 | EICHER CANTER (10.90) | 18 | 8+2 H | 12.30 | 14 No | 31" | 795 | 2675 |
| 912-405 | RAS0053 | IB 007010 | EICHER CANTER (10.59) | 18 | 8+2H | 12.30 | 14 No | 35" | 895 | 2675 |
| 912-406 | RAS0054 | IA 223495 | EICHER CANTER (11.10) | 34 | 8+2H | 14.20 | 19 No | 36" | 915 | 4075 |
| 912-407 | RAS0055 | IA 222602 | EICHER CANTER (11.10) Hill | 16 | 8+2H | 14.20 | 19 No | 35" | 903 | 4095 |
| 912-408 | RAS0056 | IA 228140 | EICHER CANTER (15.16) | 16 | 10+2H | 14.20 | 19 No | 40" | 1002 | 5725 |
| 912-409 | RAS0057 | IA 229133 IA 203066 | EICHER CANTER TERRA 16, 20.16 | 41 | 10+2H | 14.20 | 19 No | 40" | 1010 | 5445 |
| 912-410 | RAS0058 | ID 308949 | EICHER CANTER (11.14) | 16 | 10+2H | 14.20 | 19 No | 38" | 977.5 | 5150 |
| 912-411 | RAS0059 | ID 301586 | EICHER CANTER (10.80) TIPPER | 18 | 8+2 H | 12.30 | 14 No | 33" | 848 | 3145 |
| 912-412 | RAS0060 | ID 301486 | EICHER CANTER (10.80 XP)TIPPER | 34 | 6+2+2 H | 19X15T | 19 No | 33.5" | 850 | 3395 |
| 912-413 | RAS0062 | M B 308903 | EICHER CANTER | 18 | 8+2 H | 12.3 | | 31.5" | 800 | 2675 |
| 912-414 | RAS0063 | 3202-MC-351 ID 331923 | EICHER CANTER (PRO 10.80) | 34 | 6+2+2 H | 19X15T | 19 No | 33" | 848 | 2850 |
| 912-415 | RAS0064 | 3202-DC-263 | EICHER CANTER (PRO 10.80) | 34 | 6+2+2 H | 14.20 | 14 No | 36" | 912 | 2950 |
| 912-416 | RAS0065 | 3202-HC-0320 | (PRO 10.95) | 37 | 8+2 H | 18X11.50T | 18 No | | | 4195 |
| 912-417 | RAS066 | ID 319593 | EICHER PRO 11.14 | 37 | 8+2 H | 14 | | 39" | 992 | 4995 |








REAR AXLE SHAFT - MULTI UTILITY VEHICLES (MUV) TATA/LEYLAND

| | | | | | | | | | | |
|---------|---------|---------------------|---|----|-----|-------|-------|-----|-----|------|
| 914-101 | RAS0044 | 2663 3575 7901 | TATA 207 DI | 30 | 5 H | 15.30 | 19 No | 29" | 732 | 3850 |
| 914-105 | RAS0045 | ETR -1649 | TATA 207 RX (L) | 30 | 5 H | 15.30 | 19 No | 31" | 790 | 4025 |
| 914-106 | RAS0046 | | TATA 207 RX (S) | 30 | 5 H | 15.30 | 19 No | 27" | 678 | 4075 |
| 914-121 | RAS0041 | P 40057028 | TATA ACE MAGIC AMERICAN AXLE TYPE (0.75T) | 34 | 4 H | 12.20 | 19 No | 26" | 672 | 1975 |
| 914-122 | RAS0043 | P 40052547 | TATA ACE VENTURE AMERICAN AXLE TYPE (1 T) | 34 | 4 H | 12.20 | 19 No | 27" | 678 | 2095 |
| 914-123 | RAS0042 | 2002097 2149L682 | TATA ACE MAGIC SPICER TYPE (0.75T) | 23 | 4 H | 12.20 | 19 No | 26" | 672 | 1975 |
| 914-124 | RAS0048 | 2186L684 | TATA SUPER ACE | 27 | 4 H | 12.20 | 19 No | 27" | 675 | 2995 |
| 914-201 | RAS0047 | 4840S0804 | LEYLAND DOST | 27 | 4 H | 12.20 | 19 No | 27" | 698 | 3025 |
| 914-202 | RAS0049 | | LEYLAND DOST AMERICAN AXLE TYPE | 26 | 4 H | 12.20 | 19 No | 26" | 703 | 3025 |

REAR AXLE SHAFTS - TRACTORS

| PART NO. | BAAN PART NO. | O.E PART NO. | APPLICATION | NO. OF SPLINES | HOLE | BEARING SIZE | TOTAL LENGTH (L) | | M.R.P (INR) |
|----------|---------------|---------------|---|---|---|---|---|---|-------------|
| | | | | | | | INCH | MM | |
| | | |  |  |  |  |  |  | |
| 915-101 | SFT1005 | P356018 | SWARAJ 735 WITH BOLT | 17 | 8 | 6211/6212 | 28 | 678 | 4785 |
| 915-102 | | P358002B | SWARAJ 735 WITH BOLT | 17 | 8 | 32211/32212 | 28 | 678 | 4795 |
| 915-103 | | P758002D | SWARAJ 855 WITH BOLT | 22 | 8 | 32212/32212 | 28 | 678 | 4795 |
| 915-104 | | | SWARAJ 855 WITH BOLT | 22 | 8 | 6212/6213 | 28 | 678 | 4795 |
| 915-105 | | P758009 | SWARAJ 855 BIG FLANGE WITH BOLT | 22 | 8 | 32212/32212 | 28 | 681 | 7150 |
| 915-121 | | | INTER M&M B-275 WITH BOLT (SMALL FLANGE) | 13 | 8 | 6212/6213 | 29 | 706 | 5095 |
| 915-122 | | 006500273R1 | M&M 275 WITH BOLT (SMALL FLANGE) | 18 | 8 | 6212/6213 | 29 | 706 | 4995 |
| 915-123 | | 006501200R1 | M&M 475 WITH BOLT (BIG FLANGE) | 18 | 8 | 6212/6213 | 29 | 706 | 7150 |
| 915-124 | | 006501109R1 | M&M 575 WITH BOLT (BIG FLANGE) | 18 | 8 | | 29 | 706 | 7150 |
| 915-125 | | 000032006 B12 | M&M ARJUN WITH BOLT (BIG FLANGE) | 18 | 8 | | 29 | 706 | 7150 |
| 915-141 | | 897037 M92 | MASSEY FERGUSON | 39 | 8+2 | 462/453 | 32 | 773 | 4650 |
| 915-142 | | | MASSEY FERGUSON | 19 | 8+2 | 462/453 | 32 | 773 | 4650 |
| 915-151 | | 10008575CA | SONALIKA WITH BOLT | 18 | 8 | 3982/3920 | 28 | 692 | 5225 |
| 915-152 | | 10007252 BA | SONALIKA BIG PLATE SHORT WITH BOLT | 18 | 8 | 3982/3920 | 27 | 657 | 7325 |
| 915-153 | | 10007252 | SONALIKA BIG PLATE LONG WITH BOLT | 18 | 8 | 3982/3920 | 28 | 690 | 7325 |
| 915-171 | | 86NH-4544A | FORD 3610 WITH NUT | 38 | 8+2 | 29685 | 32 | 791 | 4150 |
| 915-172 | | 91NH4235A | FORD 3620 WITH NUT | 38 | 8 | 3984 | 32 | 791 | 4150 |
| 915-173 | | 75NH4244A | FORD 3000 WITH NUT | 38 | 8+2 | 387/382 | 32 | 774 | 9625 |
| 915-174 | | 25NH4235A | FORD 3600 WITH NUT | 38 | 8+2 | 32211 | 32 | 774 | 4925 |
| 915-181 | | 423533400900 | ACE TRACTOR | 22 | 8 | 32212/32212 | 28 | 678 | 4795 |
| 915-182 | | 412533400200 | ACE TRACTOR | 17 | 8 | 32212/32212 | 27 | 650 | 4795 |
| 915-191 | | T20050005 | INDO FARM | 22 | 8 | 32212/32212 | 28 | 678 | 4795 |
| 915-201 | | P0701002 | PREET TRACTOR | 22 | 8 | 32212/32212 | 28 | 678 | 4795 |



| REAR AXLE SHAFT - MAHINDRA JEEP | | | | | | | | | | |
|---------------------------------|---------------|---------------|---|---|--|---|---|---|---|-------|
| NEW PART NO. | BAAN PART NO. | O.E. PART NO. | APPLICATION | NO. OF SPLINES | TEETH (T) | | | TOTAL LENGTH (L) | | M.R.P |
| | | | | | NOS | HOLE SIZE | BOLT SIZE | INCH | MM | (INR) |
| | | |  |  |  |  |  |  |  | |
| 914-601 | | 057104 | COMMANDER | 19 | 6 H | | | 27" | 686 | 2750 |
| 914-602 | | 0073947 | ARMADA | 19 | 8 H | | | 28" | 711 | 2750 |
| 914-603 | RAS0037 | 28199 | UTILITY | 19 | 10 H | 10.30 | 14 No | 30" | 751 | 1795 |
| 914-604 | RAS0035 | 92707 | BOLERO MAXI TRUCK LONG | 19 | 10 H | 10.30 | 14 No | 32" | 817 | 1875 |
| 914-605 | RAS0036 | 92706 | BOLERO MAXI TRUCK SHORT | 19 | 10 H | 10.30 | 14 No | 26" | 683 | 1825 |
| 914-621 | RAS0028 | 0502FA0350N | MAX PICK-UP(FINE THREAD) | 19 | 5 H | 15.35 | 21 No | 32" | 810 | 3695 |
| 914-622 | RAS0029 | 0502FA0360N | MAX PICK-UP(FINE THREAD) | 19 | 5 H | 15.35 | 21 No | 26" | 677 | 3595 |
| 914-623 | RAS0030 | 0502FM0390N | MAX PICK-UP(FINE THREAD) | 30 | 5 H | 15.35 | 21 No | 32" | 810 | 3695 |
| 914-624 | RAS0031 | 0502FM1400N | MAX PICK-UP(FINE THREAD) | 30 | 5 H | 15.35 | 21 No | 26" | 677 | 3595 |
| 914-625 | RAS0032 | 0502FA01560N | MAX PICK-UP(COARSE THREAD) | 30 | 5 H | 15.35 | 21 No | 32" | 810 | 3695 |
| 914-626 | RAS0033 | 0502FA0860N | MAX PICK-UP(COARSE THREAD) | 30 | 5 H | 15.35 | 21 No | 26" | 677 | 3595 |
| 914-627 | RAS0034 | 0502 FA 0520 | MAX PICK-UP(COARSE THREAD) | 30 | 5 H | 15.35 | 21 No | 27" | 685 | 3650 |
| 914-628 | RAS0038 | 0502FAA03910 | MAX PICK-UP(COARSE THREAD BIG FLANG) | 30 | 5 H | 15.35 | 21 No | 32" | 810 | 4025 |
| 914-629 | RAS0039 | 0502FAA03920 | MAX PICK-UP(COARSE THREAD BIG FLANG) | 30 | 5 H | 15.35 | 21 No | 26" | 677 | 3950 |

| SPINDLES - MAHINDRA JEEP | | | | | | | | | | |
|--------------------------|---------|---------|-----------------------|--|-----|-------|-------|------|-----|-----|
| 934-601 | SPI1001 | 000A852 | JEEP MAHINDRA(REAR) | | 6 H | 10.70 | 14 NO | 4.6" | 118 | 995 |
| 934-602 | SPI1002 | | JEEP MAHINDRA (FRONT) | | 6 H | 10.70 | 14 NO | 4.6" | 118 | 995 |

| REAR AXLE SHAFT - LIGHT COMMERCIAL VEHICLES - SWARAJ MAZDA/DCM TOYOTA | | | | | | | | | | |
|---|---------|------------|---------------------------|----|--------|--------|-------|-----|-----|------|
| 912-421 | RAS0025 | W02526-111 | SWARAJ MAZDA (T-3500) | 40 | 10+2 H | 13.00 | 14 No | 31" | 798 | 2575 |
| 912-422 | RAS0026 | LP3626111B | SWRAJ MAZDA (SINGLE TYRE) | 21 | 6+2H | 13x16H | 14 No | 37" | 936 | 3095 |

| REAR AXLE SHAFT - TOYOTA QUALIS | | | | | | | | | | |
|---------------------------------|---------|--|---------------|----|--------|-------|--|-----|-----|------|
| 914-701 | RAS0051 | | TOYOTA QUALIS | 27 | 4+2H | 13.70 | | 26" | 672 | 2150 |
| 914-641 | RAS0040 | | INNOVA | 27 | 5+2+1H | 13.80 | | 30" | 771 | 2925 |

PTO SHAFTS

| PART NO. | BAAN PART NO. | O.E PART NO. | APPLICATION | SPLINES (A) | SPLINES (B) | LENGTH | | M.R.P |
|----------|---------------|--------------|-------------------------|-------------|-------------|--------|-------|-------|
| | | | | | | INCH | MM | |
| 915-601 | | P 250020 G | SWARAJ PTO SHAFT Z21 | 21 | 10 | 33 | 830.5 | 1550 |
| 915-602 | | P 206062 H | SWARAJ PTO SHAFT Z06 | 10 | 6 | 33 | 830.5 | 1550 |
| 915-603 | | P 750021 | SWARAJ PTO SHAFT Z01 | 10 | 6 | 33 | 830.5 | 1950 |
| 915-651 | | 10009411 BA | SONALIKA PTO SHAFT Z21 | 12 | 21 | 33 | 829.4 | 2250 |
| 915-652 | | 10007753 BC | SONALIKA PTO SHAFT Z06 | 12 | 6 | 33 | 829.4 | 2475 |
| 915-653 | | 10027925 AD | SONALIKA PTO SHAFT Z06 | 12 | 6 | 34 | 863.5 | 2525 |
| 915-691 | | T20033013 | INDO FARM PTO SHAFT Z21 | 21 | 10 | 33 | 830.5 | 1875 |
| 915-692 | | T 20033025 | INDO FARM PTO SHAFT Z06 | 10 | 6 | 33 | 830.5 | 1875 |

ROCK SHAFTS

| PART NO. | BAAN PART NO. | O.E PART NO. | APPLICATION | SPLINES (A) | SPLINES (B) | LENGTH | | M.R.P |
|----------|---------------|--------------|----------------------|-------------|-------------|--------|-----|-------|
| | | | | | | INCH | MM | |
| 915-701 | | P386404 D | SWARAJ ROCK SHAFT | 17 | 14 | 20 | 509 | 1425 |
| 915-702 | | P386650 | SWARAJ ROCK SHAFT | 17 | 14 | 20 | 491 | 1425 |
| 915-791 | | 20083014/A | INDO FARM ROCK SHAFT | 17 | 14 | 20 | 509 | 1525 |
| 915-792 | | 60083014 | INDO FARM ROCK SHAFT | 20 | 17 | 20 | 515 | 2375 |
| 915-793 | | 60083507 AB | INDO FARM ROCK SHAFT | 20 | 17 | 20 | 515 | 2375 |

LAY SHAFTS

| PART NO. | BAAN PART NO. | O.E PART NO. | APPLICATION | SPLINES (A) | SPLINES (B) | LENGTH | | M.R.P |
|----------|---------------|--------------|--------------------|-------------|-------------|--------|-----|-------|
| | | | | | | INCH | MM | |
| 915-801 | | 10026483 AD | SONALIKA LAY SHAFT | 18 | 12 | 21 | 531 | 2375 |
| 915-702 | | 10006238 AC | SONALIKA LAY SHAFT | 18 | | 12 | 297 | 1250 |
| 915-791 | | 10009384 AA | SONALIKA LAY SHAFT | 18 | 12 | 12 | 297 | 1250 |






PTO ROTAVATOR

| PART NO. | BAAN PART NO. | O.E PART NO. | APPLICATION | M.R.P |
|----------|---------------|---------------|-------------|-------|
| 915-501 | SFT1005 | PTO ROTAVATOR | ROTAVATOR | 7795 |

DRIVE SHAFT

| PART NO. | BAAN PART NO. | O.E PART NO. | APPLICATION | SPLINES (A) | SPLINES (B) | LENGTH | | M.R.P |
|----------|---------------|--------------|-----------------|-------------|-------------|--------|-----|-------|
| | | | | | | INCH | MM | |
| 916-501 | | 450/10228 | JCB DRIVE SHAFT | 33 | 33 | 39 | 993 | 2950 |

U.J.CROSS - TATA

| NEW PART NO. | BAAN PART NO. | O.E PART NO. | ITEM | APPLICATION | CROSS SIZE | | STANDARD PACKING | M.R.P |
|--------------|---------------|----------------------|--|---|---|---|---|---|
| | | | | | OD (O) | LG (L) | | (INR) |
| | | | |  |  |  |  |  |
| 811-101 | UJC001 | 012410 003/J | TATA 1210 | 608, 609, 807, 407 NEW MODEL REAR, 409, 1109 | 38 | 57.00 | 20 | 690 |
| 811-102 | UJC003 | | TATA 1210 (GREASE LESS) | 608, 609, 807, 407 NEW MODEL REAR, 409, 1109 | 38 | 57.00 | 20 | 820 |
| 811-103 | UJC002 | 25764 111014 1 | TATA 1312 | 1616, 1516, 1510, 1612, 2213, 2214, 2416, 2515TC, 2515 EX | 46 | 68.90 | 16 | 1030 |
| 811-104 | UJC004 | | TATA 1312 (GREASE LESS) | 1616, 1516, 1510, 1612, 2213, 2214, 2416, 2515TC, 2515 EX | 46 | 68.90 | 16 | 1180 |
| 811-105 | UJC013 | 26324 111013 3 | TATA1613 (SPICER TYPE) | TATA 1613 | 34.90 | 126.00 | 16 | 815 |
| 811-121 | UJC012 | 2171 4100 0107 | TATA 2515 HYWA | TATA 2518, HYWA, 2515 TC (SPICER SHAFT), 2515 EX (SPICER SHAFT), LEYLAND 3516, LEYLAND 2516, LEYLAND 2614, LEYLAND 2214, EICHER GALAXY | 41.28 | 126.00 | 16 | 1125 |
| 811-122 | UJC011 | 2632 4111 0117 | TATA 2515 EX (NEW MODEL) | 2515 EX NEW MODEL | 42 | 120.00 | 16 | 1130 |
| 811-123 | UJC007 | | TATA-4018 (WELDED PLATES) | 4018, AMW, TATA 3118 SPICER SHAFT | 49.20 | 154.60 | 6 | 2010 |
| 811-124 | UJC008 | | TATA-4018 (CIRCLIP TYPE) | TATA 4018 CIRCLIP TYPE RSB SHAFT, TATA 3118 RSB SHAFT , TATA 2518 C | 48 | 135.00 | 12 | 1425 |
| 811-125 | UJC009 | 2171 4112 0127 | TATA-2515 (RSB TYPE DOUBLE ROLLER) | 2515 EX, TATA 1616, EURO 2 | 42 | 129.00 | 16 | 1155 |
| 811-126 | UJC010 | 2171 4112 0127 | TATA-2515 (RSB TYPE SINGLE ROLLER) | 2515 EX, TATA 1616, EURO 2 | 42 | 129.00 | 16 | 1155 |
| 811-127 | UJC036 | | AMW | AMW, VOLVO FM7 1810 SERIES | 57 | 144.00 | 12 | 2695 |
| 811-128 | UJC037 | | AMW (52 MM) | AMW | 52 | 133.00 | 12 | 2235 |
| 811-129 | UJC038 | DANA 2055 SERIES | TATA 4923 (57 MM) | TATA 4923 | 57 | 152.00 | 12 | 2695 |
| 811-130 | UJC050 | DANA 2040 SERIES | | LEYLAND-2523, TATA, BHARAT BENZ-2523, 2528, 4928 | 47.68 | 135.00 | 12 | 1375 |



811-101/102



811-103/104



811-105/201



811-121



811-122



811-123



811-124








811-125/126



812-101/102

U.J.CROSS - LEYLAND

| NEW PART NO. | BAAN PART NO. | O.E PART NO. | ITEM | APPLICATION | CROSS SIZE | | STANDARD PACKING | M.R.P (INR) |
|--------------|---------------|------------------|------------------------------|--|---|---|---|---|
| | | | | | OD (O) | LG (L) | | |
| | | | |  |  |  |  |  |
| 811-201 | UJC021 | P4000339 | TUSKER (MSL TYPE) | LEYLAND HINO, 1612 (SPICER SHAFT), 2214 (SPICER SHAFT), 1612, EICHER JUMBO (2016) | 34.90 | 126 | 16 | 825 |
| 811-202 | UJC022 | | LEYLAND COMET/BEDFORD | 370/BEDFORD J-4, J-6 | 39.70 | 116 | 16 | 825 |
| 811-203 | UJC023 | P3800251 | LEYLAND TAURUS(CIRCLIP TYPE) | LEYLAND 2516, LEYLAND 3516, EICHER 30.62 | 47.64 | 135 | 12 | 1375 |
| 811-204 | UJC035 | DANA 2045 SERIES | ASHOK LEYLAND 390 | ASHOK LEYLAND, UEL 390, ALLISON 6320, 3300, 3518, MAHINDRA NAVISTAR 4026, TATA- 4928-S-PRIMA | 52 | 147 | 12 | 2235 |

U.J.CROSS - TATA 407 / TATA ACE / MAHINDRA JEEP / CANTER

| | | | | | | | | |
|---------|--------|---------------------------|-----------------------|--|-------|--------|----|-----|
| 812-101 | UJC005 | 2651 4110 0105/0110 | TATA 407/207 | 407 NEW MODEL FRONT, 409 FRONT, TATA MOBIL OLD MODEL, TATA SIARA , TATA SUMO (OLD MODEL) | 30 | 81.70 | 40 | 445 |
| 812-102 | UJC006 | P 1500651 | TATA 407 TURBO | ALLWYAN NISSAN, MAHINDRA XYLO, 407 TURBO FRONT, TEMPO TRAVELLER | 30 | 92.00 | 20 | 635 |
| 812-401 | UJC025 | P1500651 | CANTER/SWARAJ MAZDA | SWARAJ MAZDA, CANTER 10.75, CANTER 11.50, CANTER 10.95, NISSAN 1 TON N/M, LEYLAND CHETAL, LEYLAND CARGO 709, 909, LEYLAND COMET JUNIOR, LEYLAND IVECO, TATA 407 TURBO REAR MAHINDRA CAB KING | 30.18 | 106.30 | 20 | 610 |
| 814-101 | UJC014 | | TATA ACE (OUTER LOCK) | TATA ACE NEW MODEL , TATA MAGIC | 22 | 55.00 | 40 | 395 |
| 814-601 | UJC024 | 502495 | MAHINDRA JEEP | MARSHAL, COMMANDER, UTILITY, PICK-UP, BALERO, SCORPIO, TATA SUMO NEW MODEL, PETROL/DIESEL STD.20/ BAJAJ TRAX(MSL TYPE) | 27 | 81.70 | 40 | 395 |
| 811-602 | UJC031 | | JCB-3DX | TATA 407 PICKUP | 35 | 106.35 | 12 | 710 |



811-202



811-203



812-401



814-101



815-501



815-506/507










815-508/509











814-601

U.J.CROSS - JCB / ROTAVATOR / HARVESTOR

| | | | | | | | | |
|---------|--------|--|----------------------|-----------|----|-------|----|------|
| 815-501 | UJC026 | | JCB / 3DX | JCB / 3DX | 27 | 81.70 | 40 | 420 |
| 815-506 | UJC027 | | ROTAVATOR | ROTAVATOR | 38 | 57.00 | 20 | 690 |
| 815-507 | UJC028 | | ROTAVATOR GREASELESS | ROTAVATOR | 38 | 57.00 | 20 | 820 |
| 815-508 | UJC029 | | HARVESTOR | HARVESTOR | 46 | 68.90 | 16 | 1030 |
| 815-509 | UJC030 | | HARVESTOR GREASELESS | HARVESTOR | 46 | 68.90 | 16 | 1185 |

| THROUGH SHAFT/THROUGH SHAFT ASSEMBLY - TATA | | | | | | | | | | |
|---|---------------|----------------|---|---|--|---|---|---|---|-------------|
| NEW PART NO. | BAAN PART NO. | O.E PART NO. | APPLICATION | NO. OF SPLINES | TEETH (T) | | | TOTAL LENGTH (L) | | M.R.P (INR) |
| | | | | | NOS | HOLE SIZE | BOLT SIZE | INCH | MM | |
| | | |  |  |  |  |  |  |  | |
| 921-101 | SFT0026 | 2725 3530 7901 | TATA THROUGH SHAFT | 32 | A-34 T B-32 T | | | 15" | 385 | 1875 |
| 921-102 | SFT0042 | | TATA THROUGH SHAFT 2518 | 39 | A-39 T B-20 T | | | 17" | 431 | 2050 |
| 711-151 | TSA0001 | 3226X596 | THROUGH SHAFT HUB ASSEMBLY (SMALL) | | | | | | | 3625 |
| 711-152 | PRS0039 | 3226W699 | THROUGH SHAFT HUB ASSEMBLY (BIG) | | | | | | | 6395 |

| TORSION BARS | | | | | | | |
|--------------|---------------|--------------|---|---|---|---|-------------|
| PART NO. | BAAN PART NO. | O.E PART NO. | APPLICATION | TOTAL LENGTH (L) | | NO. OF SPLINES | M.R.P (INR) |
| | | | | INCH | MM | | |
| | | |  |  |  |  | |
| 914-803 | SFT1001 | T97690462 | TAVERA | 40 | 1007 | 43 | 1925 |
| 914-805 | SFT1002 | 23022170 | TRAX TOWN & COUNTRY (LEFT) | 29 | 738 | 30/34 | 1925 |
| 914-806 | | 23022180 | TRAX TOWN & COUNTRY (RIGHT) | 29 | 738 | 30/34 | 1925 |

| DIFFERENTIAL CASE | | | | | | | |
|-------------------|---------------|--------------|---|---|---|---|--|
| PART NO. | BAAN PART NO. | O.E PART NO. | APPLICATION | NO. OF HOLES | HOLE SIZE | M.R.P | |
| | | | | | | (INR) | |
| | | |  |  |  |  | |
| 711-101 | HDC003 | IA 202776 | EICHER CANTER | 12 | 14.50 | 6275 | |
| 711-103 | | | TATA 1312 | 16 | 14.60 | 7595 | |
| 711-105 | | | TATA 2515 EX | 18 | 14.60 | 12650 | |



DISCLAIMER

- This Price List supersedes all our previous Price Lists. Emmbros has sole discretion to revise MRP and other contents at any time without prior notice.
- The O.E. Part Numbers mentioned herein or on parts are for reference only.
- The dimensions of parts and mating parts are provided for reference only. Although every effort has been taken to ensure accuracy, but company is not responsible for the accuracy and fitment of the same. Company accepts no responsibility for any damages, including without limitation, direct, indirect, incidental, consequential or punitive damages, arising out of or due to use of the information.
- Images, text and other graphics published herein are sole property of the company, Reproduction, dissemination, copying, disclosure, modification, distribution and/or publication of this information without the prior written consent of the Company is strictly prohibited and unlawful.
- **EMMBROS** is a registered Trademark of Emmbros Automotives Pvt. Ltd. any unauthorized use of the same is strictly prohibited and unlawful.
- Subject to Chandigarh Jurisdiction only.



EMMBROS

putting life on the fast track, responsibly

We Owe It All To You.....

Dear Customer,

We thank you for patronizing us and feel proud to be a part of your successful journey.

Emmbros stands committed in.....

"Putting life on the fast track
RESPONSIBLY.."


EMMBROS



“When you work hard,

WIN is inevitable...”

Emmbros celebrates being the epitome of trust and quality for the last two decades. Today, Emmbros is selling more than 65% of its production to the prestigious OEM Customers of US, Europe, South East Asia and India apart from catering to off-road and performance racing industry of US. Emmbros is working in close consultation with its customers to ensure that the product manufactured is the best possible solution for a given application.



ISO/TS 16949:2009
Cert. No: 20007113

EMMBROS

**EMMBROS AUTOMOTIVES PVT. LTD.
EMMFORCE INC**

287, Ind. Area Phase-II, Panchkula-134113, Haryana, India
Phone: +91-9876100888, 9815044666

Email: info@emmbros.in, Url : www.emmbros.in

Works : Vill.Katha, Baddi-173205, Himachal Pradesh, India